



District Report Card: 2017


State: Himachal Pradesh	District: Shimla
Class: 8	Subject: Language
Schools: 51	Students: 896


Participation/Coverage


Students

<div>GENDER</div> <div></div>	Boys				Girls			
	Number		%		Number		%	
	450		50.22		446		49.78	

<div>AREA</div> <div></div>	Rural				Urban			
	Number		%		Number		%	
	780		87.05		116		12.95	

<div>CATEGORY</div> <div></div>	SC		ST		OBC		GEN	
	Number	%	Number	%	Number	%	Number	%
	343	38.28	21	2.34	2	0.22	530	59.15

<div>CWSN</div> <div></div>	LD	VI	HI	S&LD	ID	Oth
	0	3	0	1	3	3

<div>Management</div> <div></div>	Government			Government-aided		
	Number		%	Number		%
	871		97.21	25		2.79

Average Performance of Students in Language (%)

Overall	Gender		Area		Management		Social Group			
	Male	Female	Rural	Urban	Govt.	Aided	SC	ST	OBC	GEN
62.99	63.91	62.06	62.65	65.29	62.78	70.40	61.61	53.65	56.67	64.28

Performance on Learning Outcomes (LOs)

Learning Outcomes	Description	Average Performance(%)
L813	Read textual/non-textual materials with comprehension and identifies the details, characters, main idea and sequence of ideas and events while reading	62.99

Range of Performance of Students who Answered Correctly							
Below 30%		30% - 50%		50% - 75%		Above 75%	
Number	%	Number	%	Number	%	Number	%
56	6.25	162	18.08	464	51.79	214	23.88

Lowest Performing Learning Outcomes (LOs)

1 - Read textual/non-textual materials with comprehension and identifies the details, characters, main idea and sequence of ideas and events while reading (62.99)